
DAY 1
Light
DAY 2
Sky
DAY 3
Land and Seas
DAY 4
Sun, moon and stars
DAY 5
Birds and fish
DAY 6
Animals and people
DAY 7
Rest

Creation

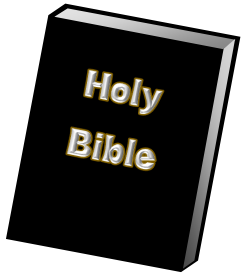

Name: _____

What is your favourite thing in creation? An animal, a tree, a sunset, something in the sky or something completely different? Draw it here. And maybe write a thank you prayer to God.



The Bible says God loved people more than anything else He created. Christians believe He loved us so much He gave us His Son Jesus. Draw a picture of yourself, remember to put in all the details that make you special.

Introduction to Creation Lesson pack

Written for EYFS up to Year 2, a simple look at the Creation story as found in the Bible, Genesis chapter I.

I. **Play the video** as an introduction. This includes Nick Butterworth's book "Wonderful Earth" (with permission for use in schools), cute children saying what they like in Creation, actions/sign language for the 7 days of Creation and 3 Christian grown ups talking about thanking God for their favourite things including dogs, leaves and music.

Finding the videos: I will send a link via email to whoever requested this lesson. Or you can go to YouTube, search "NISCU North Lancs", select the Purple Circle with N on it, under "Playlists" you will find Primary lessons. There is a version with just "Wonderful Earth" and a Creation Lesson KSI Full Version.

https://youtu.be/PIw92bU_lRk

2. Photocopy the appropriate **activity sheets** for the children to use.

It includes:

Draw their favourite thing and a self portrait



Colour the 7 days of Creation



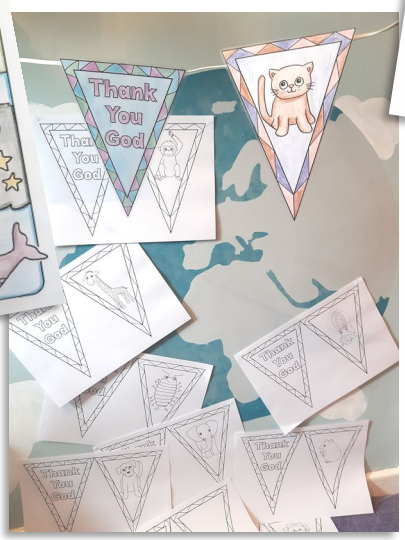

Bunting - it can be double-sided - one side saying "Thank you God". Choose what you think is best - a blank one for them to decorate or there are 9 animals to choose from including a woodlouse and a cuttlefish! If they are laminated they can be used for outdoor prayer spaces.

Contact Debbie Green for more information:

Debbie.green@niscu.org.uk

niscu
Northern Inter-Schools Christian Union


Thank
You
God